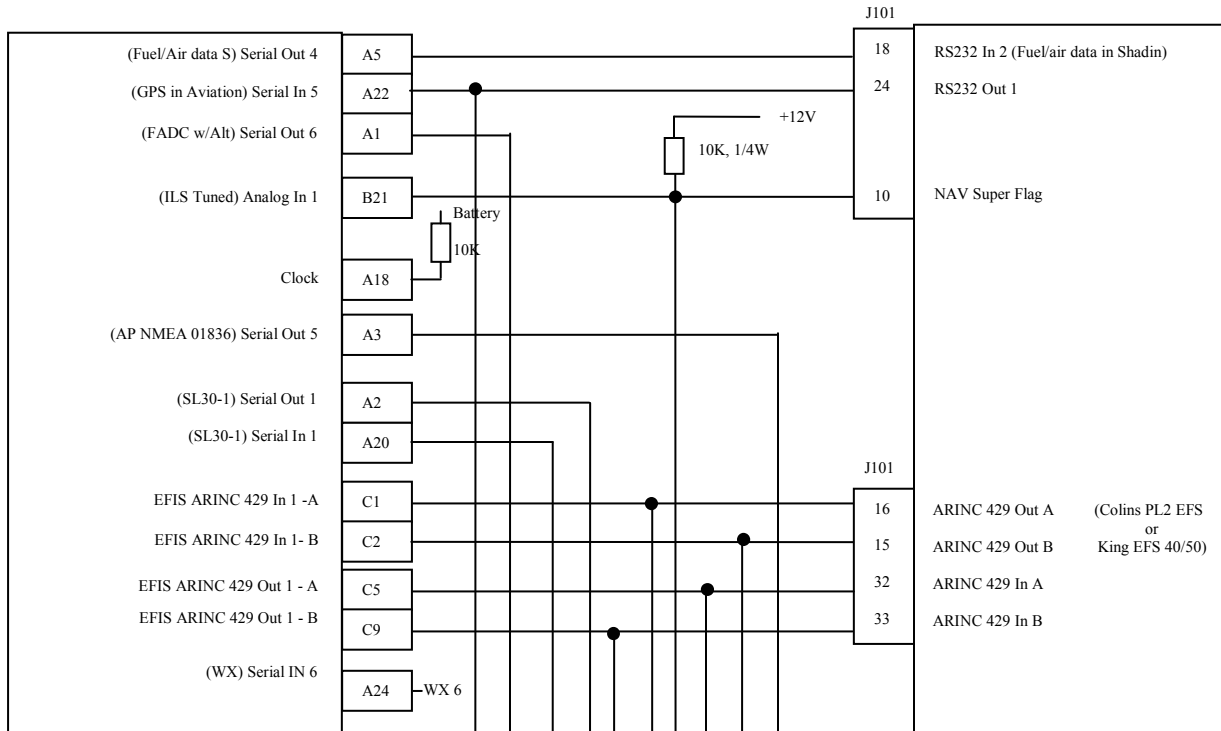
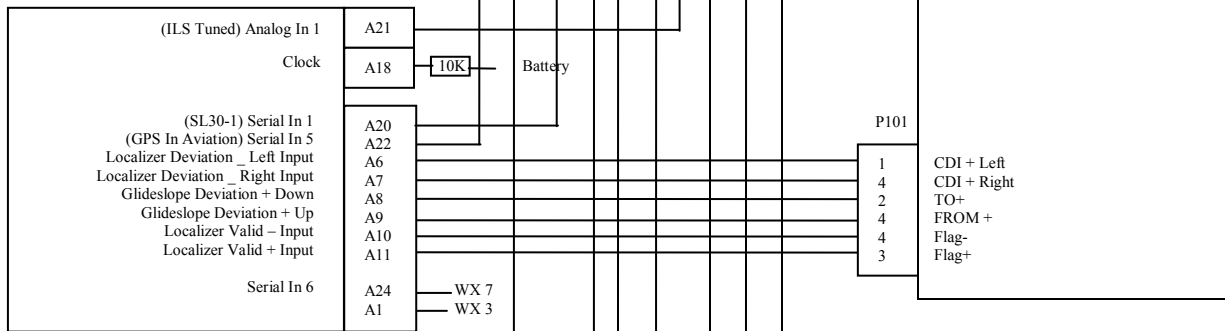


DU 1

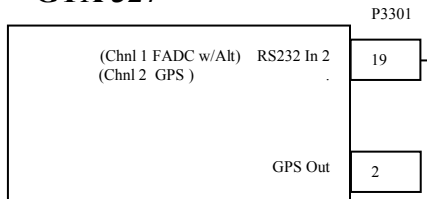
GNC 300XL



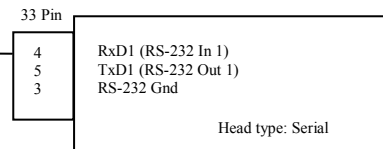
DU 2



GTX 327



SL 30



Setting:
 DU1:
 Serial 1: 9600 baud (SL30)
 Serial 2: 19200 baud (AHRS)
 Serial 3: 19200 baud (Display unit link)
 Serial 4: 9600 baud (In - EIS; Out - GNC300)
 Serial 5: 9600 baud (In - GNC300; Out - Digiflight)
 Serial 6: 9600 baud(In - Off; Out - GTX 327)
 DU2:
 Serial 1: 9600 baud (In - SL30, Out - OFF)
 Serial 2: 19200 baud (AHRS)
 Serial 3: 19200 baud (Display unit link)
 Serial 4: 9600 baud (In - EIS; Out - OFF)
 Serial 5: 9600 baud (In - GNC300; Out - OFF)
 Serial 6: 9600 baud(In - Off; Out - OFF)

GPS/EFIS
 Select
 switch

For reference only
Modify for your own application
 Ted Chang 2/25/2007

Digiflight

